

MUTE.

Modular



Modular | MUTE.

The game-changing modular
room-in-room system. A new level
of comfort and flexibility.

Winner of:

 **Best of
NeoCon**

shortlisted
dezeen
awards 2023

Mix Interiors
mixology23

**INTERIOR
DESIGN** **HiP**
HONOREE

METROPOLIS LIKES



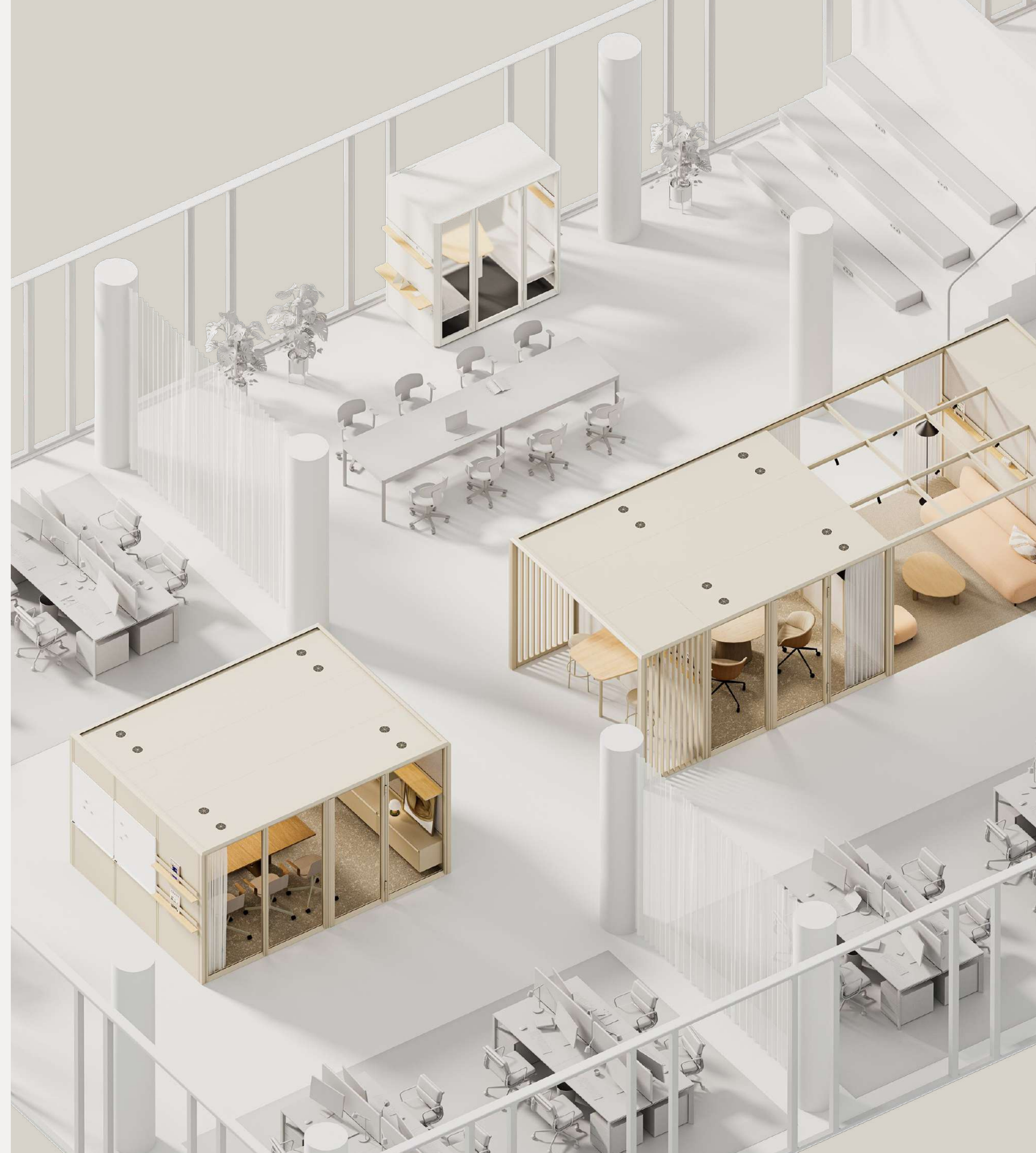


The most holistic and flexible office system

Countless ways of arranging employees' comfort. Mix, arrange and rearrange easily to build a flexible, human-centered workspace.

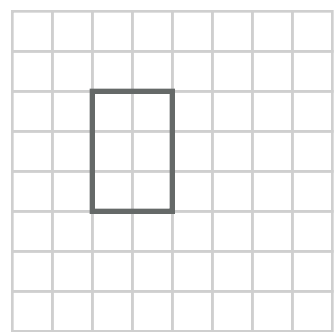
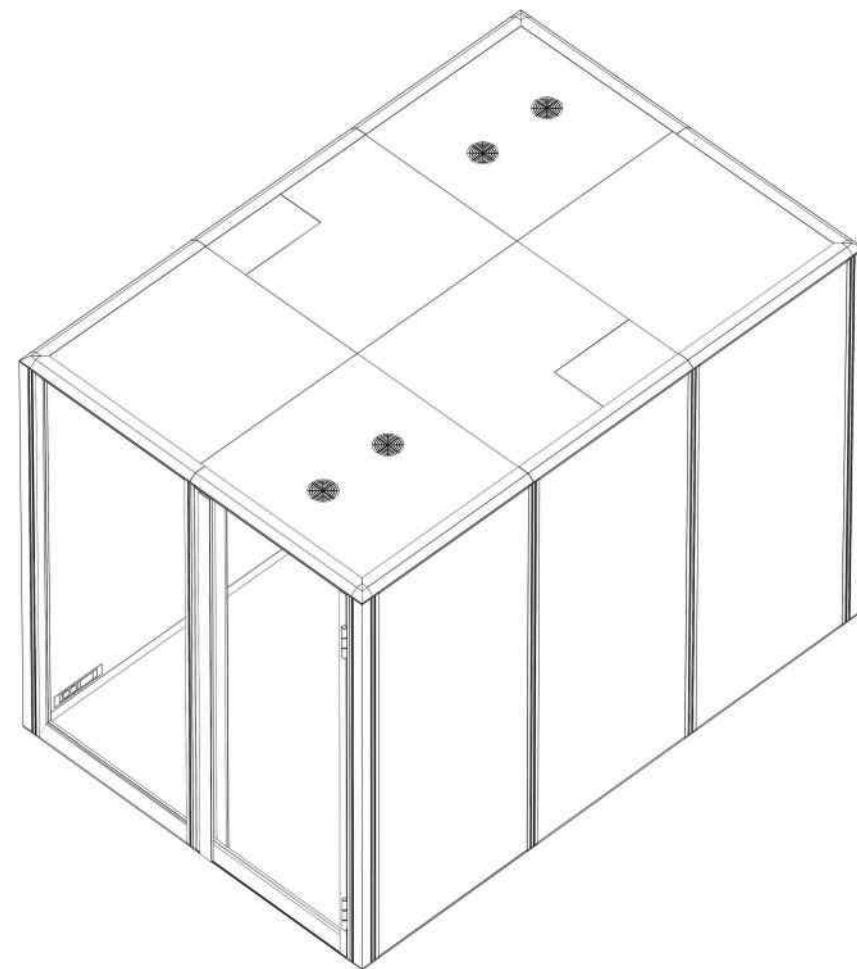
Ultimately comprehensive

From space dividers, through small free-standing rooms, to big multi-functional hubs. Mute Modular can serve any office purpose.

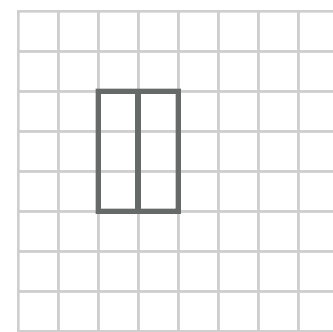
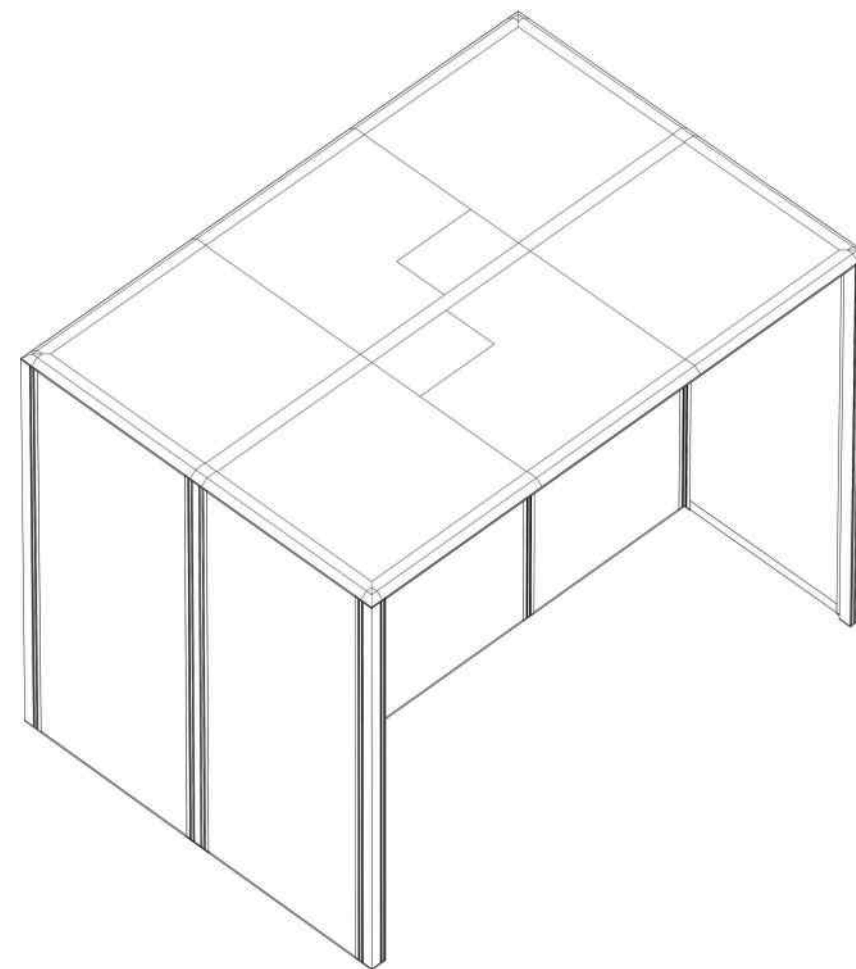


Modular to its core

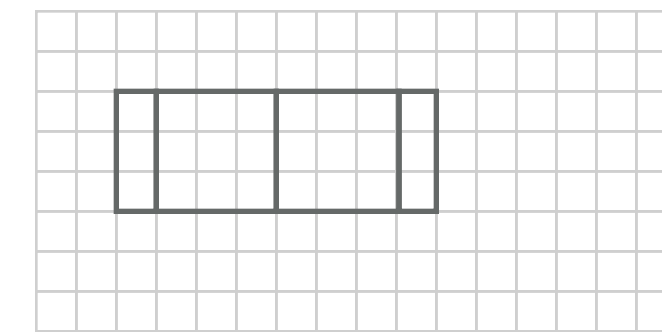
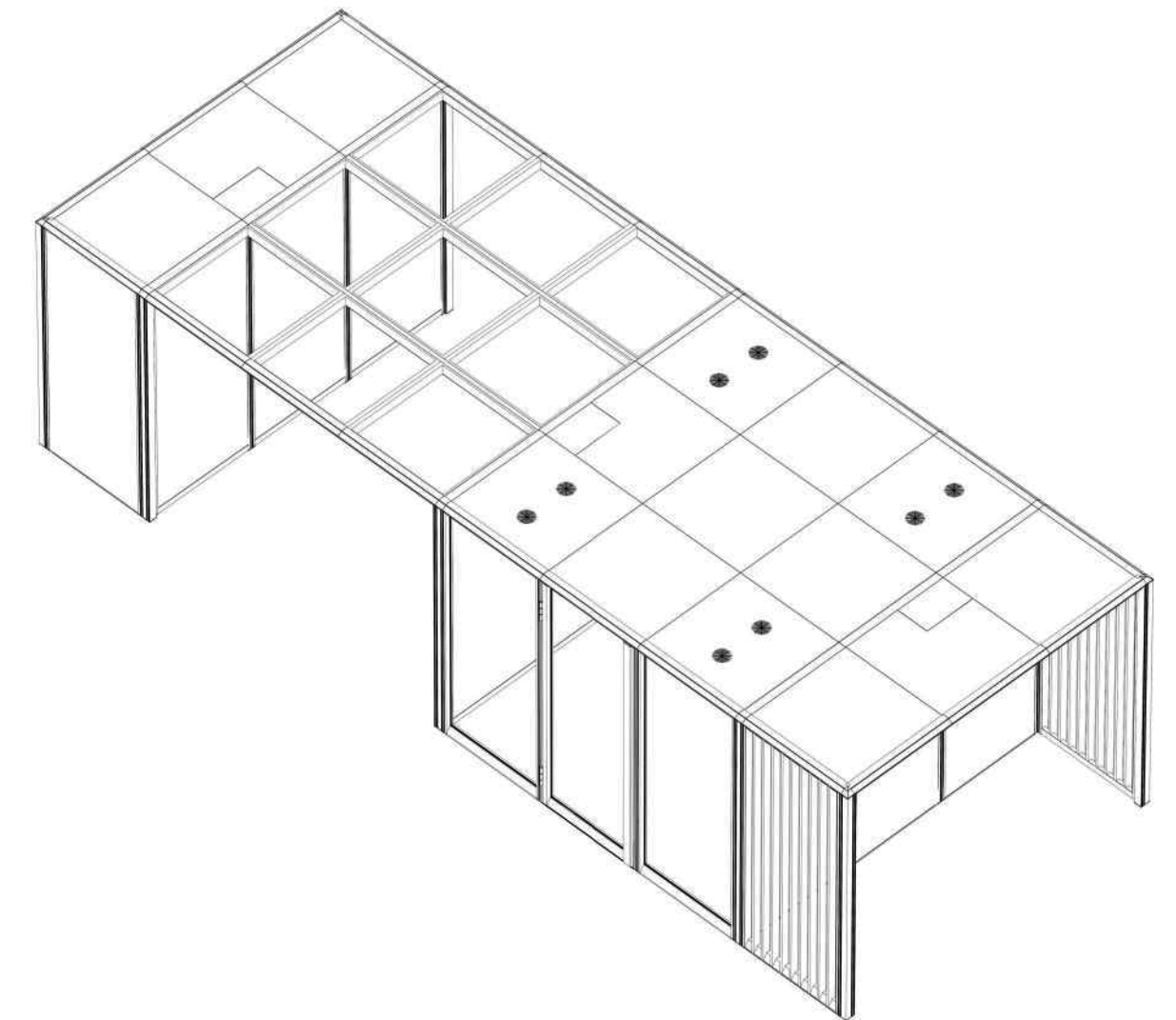
Room




Open room



Multifunctional hub





The room for every office task

Choose from 100+ ready-to-use rooms of different functions and sizes. Designed by architects. Based on real office floorplans.

Explore all Rooms →





Work

23 ready-to-use workstations for sitting and standing; personal spaces or hot desks



Meet

32 ready-to-use meeting spaces with wall-mounted shelves and cabinets



Lounge

16 configurations for chill out areas that prioritize comfort and relaxation



Support

6 complementary rooms, essential to office management, incl. cloakroom and copy point



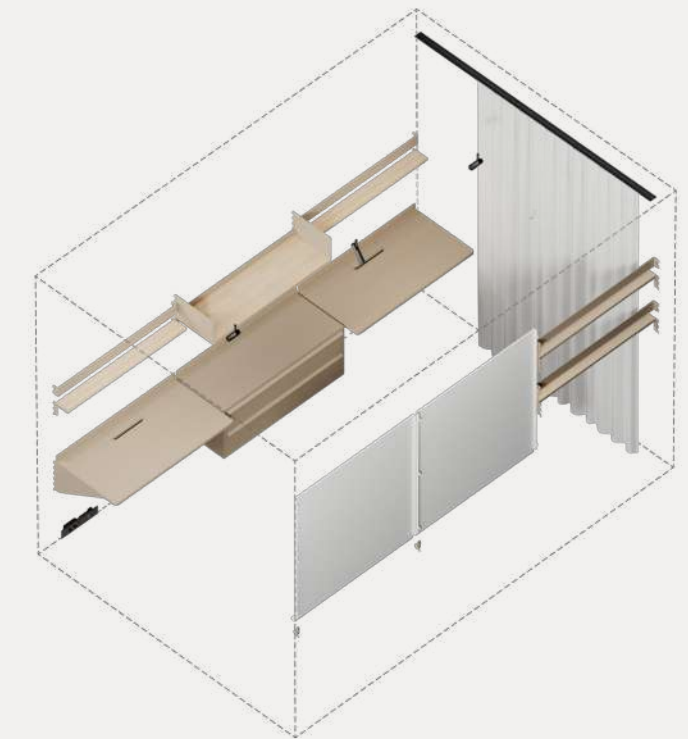
Complete room

Work 2x3 p2.v1.C

1. Construction



2. System furniture, accessories



3. Third party fit-out



Mute Modular Furniture Set

Shelves and cabinets



Open shelf cabinet 1010



Open shelf cabinet 505




Two-drawer cabinet 1010




Two-drawer cabinet 505




Deep drawer cabinet 1010



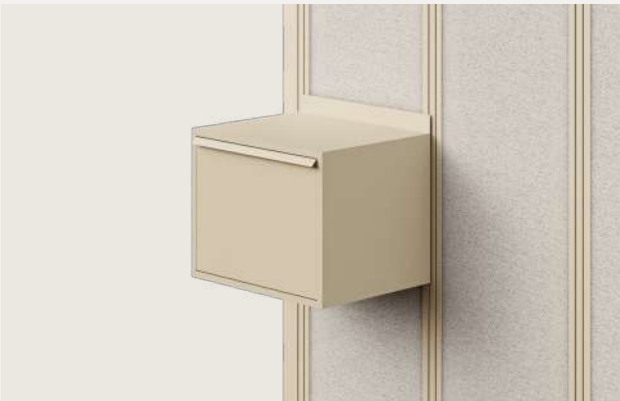
Deep drawer cabinet 505



Hinged door cabinet 1010



Hinged door cabinet left 505



Hinged door cabinet right 505



Sliding door cabinet 1010



Shallow shelf 1010



Shallow shelf 505



Deep shelf 1010



Deep shelf 505



Deep shelf with bookends 1010



Deep shelf with bookends 505



Deep shelf with right bookend 1010



Deep shelf with right bookend 505



Deep shelf with left bookend 1010



Deep shelf with left bookend 505



Deep shelf with rail 1010



Deep shelf with rail 505

Tables and desks



Low table for 2-3 people 1010



Low table for 2-3 people 505



High table for 2-3 people 1010



High table for 2-3 people 505



Low table for 3-5 people 1010



Low table for 3-5 people 505



High table for 3-5 people 1010



High table for 3-5 people 505



Desk 1010



Desk 505

Accessories



Whiteboard 1010




Whiteboard 505



Display rail 1010



Display rail 505



Display rail hook




Bookend




Display stand



Phone holder



Wall hook




Magnet



Central TV hanger



Two profile TV hanger 1010



Two profile TV hanger 505



Curtain rail and curtain

Wall-mounted system of furniture

Every element can be hung on any wall
and at any height for unprecedented
accessibility and simplicity.





Plug & play

Freestanding

Build anywhere with no disturbance to the building.

Click-in assembly

Save time and money by assembling even the big structures in just a few hours with a patent click-in system.

Quick arrangement

Add wall-mounted furniture to any wall and at any height for your team's needs and comfort.

Why to invest in the future of work



Cost-effective

More economical and sustainable from day one than traditional constructions. The longer you use it, the more money and effort you save.

Futureproof

Mute Modular flexibility and durable components make it easily adaptable to the changing need of your organization.

Time-saving

Build your unique office in hours, not in weeks. Assembly takes only 20 minutes per square meter with just three people thanks to a patented, super simple click-in system.

Plug & play

Even the largest Mute Modular is ready to use in a snap: just plug it in. Ventilation, lighting, and electric sockets are already integrated.

Ready to move and rebuild

Disassemble and reassemble with ease in case of changing location. The most portable room you can imagine.

Seven timeless colors and a wide selection of finishings.

- Void Black
- Ash Grey
- Moon White
- Clay Red
- Sage Green
- Sand Beige
- Ink Blue



Ash Gray
S2005-Y20R



Work

Meet

Lounge



Clay Red
S4030-Y70R



Work

Lounge

Meet




Ink Blue
S7020-R90B



Lounge

Work



Moon White
Pantone Grey 403051



Meet

Meet

Work



Sage Green
S3010-G20Y



Lounge

Work

Support



Sand Beige
S3010-Y30R



Meet

Lounge

Support



Void Black
S8500-N



Lounge

Work



Modular | MUTE.

Universal.
Adaptable.
Sustainable.

